



# Housing Year

## Year of Construction by Parcel

### Median Year of Construction by Census Tract

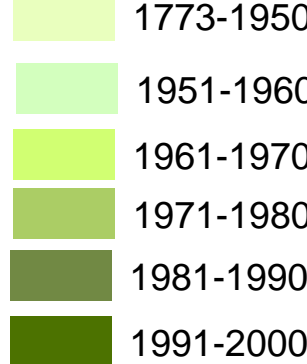


#### Median Year of Construction



- Austin Memorial Park Cemetery
- Building Footprints
- Study Area

#### Year of Construction by Parcel



Data Sources:  
 Census Tracts, Median Year of Construction: US Census Bureau  
 Building Footprints: City of Austin  
 Parcels: Travis County Appraisal District

Author: Kristina Kupferschmid  
 Date: April 9, 2008